


OBEX P4

Steel Modular End Terminal

Tested and certified according to ENV 1317-4 & prEN 1317-7



OBEX Systems Ltd.

Vehicle containment specialist for
a global market.

www.obexsystems.com



OBEX P4

Steel Modular End Terminal
Developed for end treatments of safety barriers





OBEX P4

Steel Modular End Terminal
Developed for end treatments of safety barriers

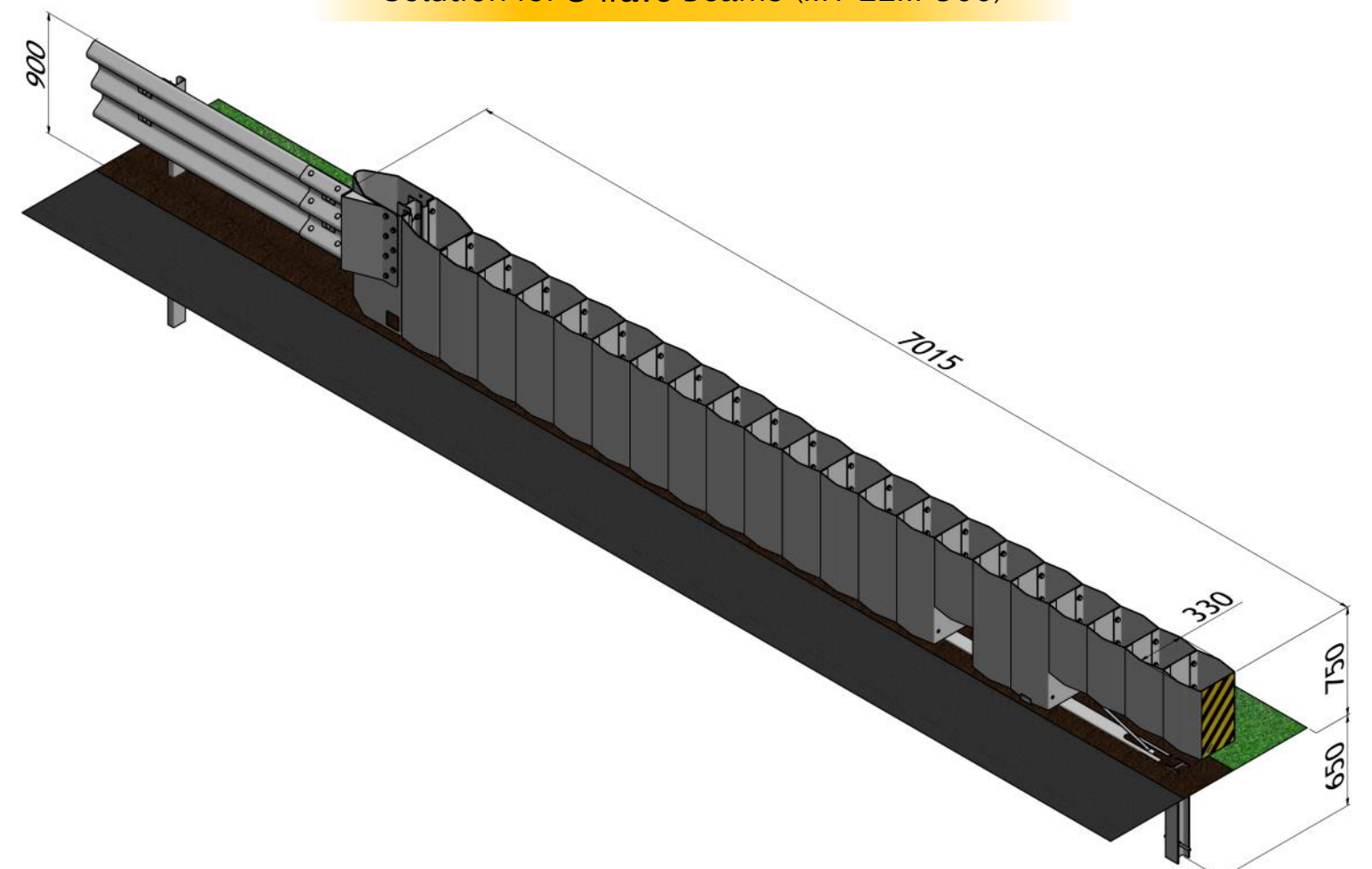
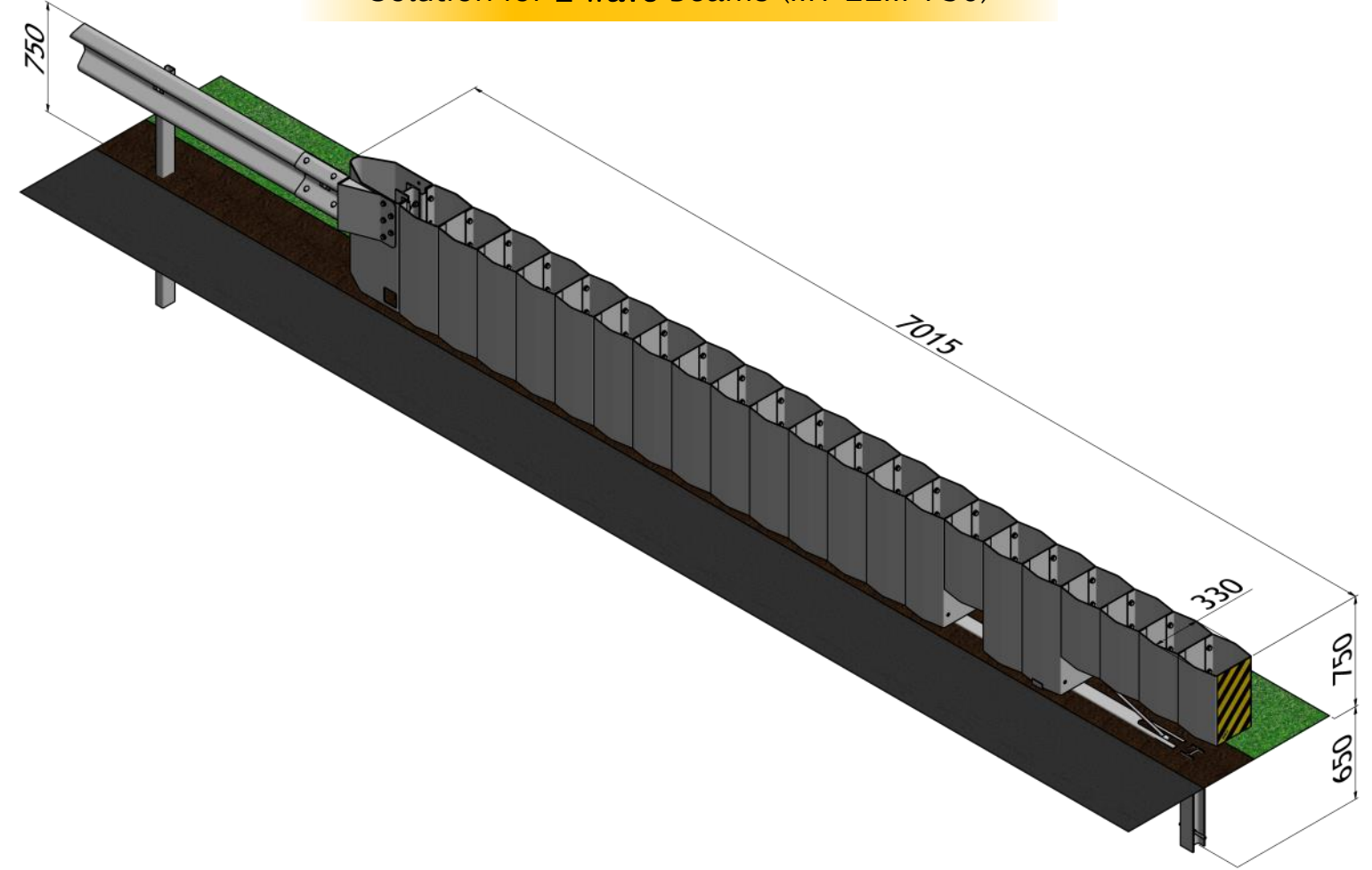
Impact speed = 110 km/hr

Impact speed = 110 km/hr



Solution for 2 wave beams (MT 22M-750)

Solution for 3 wave beams (MT 22M-900)



OBEX P4

Steel Modular End Terminal
Developed for end treatments of safety barriers

ANCHORING OPTIONS



Surface mounted on concrete base


Post in sockets / concrete foundation



CONNECTION SOLUTIONS

OBEX P4

Steel Modular End Terminal
Developed for end treatments of safety barriers



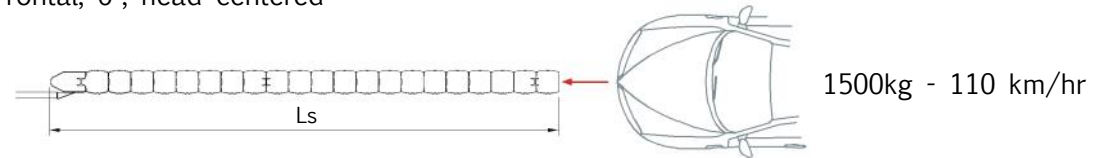
On concrete barrier



On double sided safety barrier

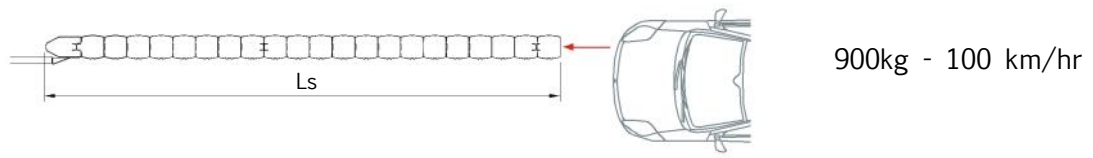
VEHICLE IMPACT TEST (ENV 1317-4 & prEN 1317-7)

TT 1.3.110 - Frontal, 0°, head centered



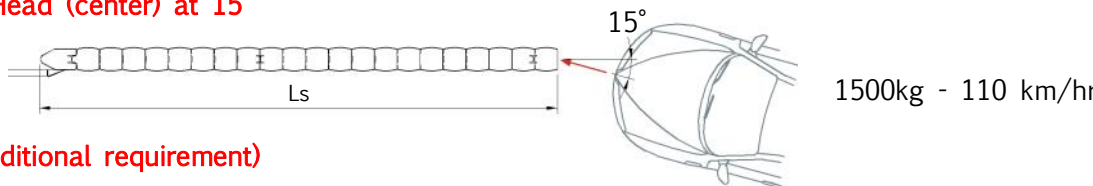
1500kg - 110 km/hr

TT 2.1.100 - Frontal, 0°, offset 1/4 of the vehicle width to the traffic side



900kg - 100 km/hr

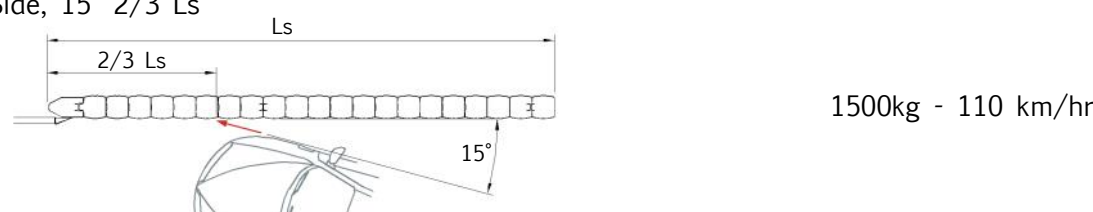
TT 3.3.110 - Head (center) at 15°



1500kg - 110 km/hr

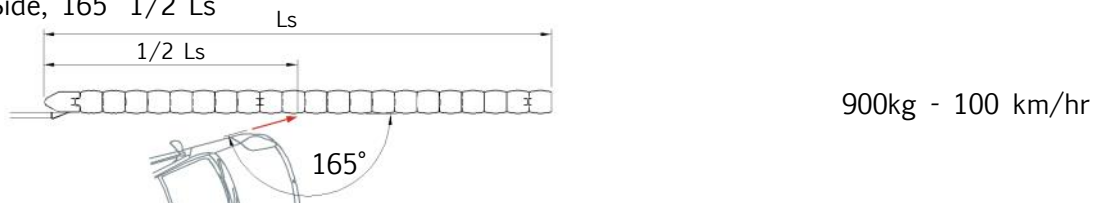
(prEN 1317-7 additional requirement)

TT 4.3.110 - Side, 15° 2/3 Ls



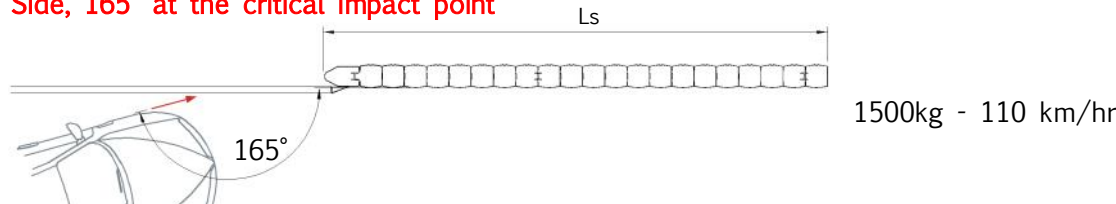
1500kg - 110 km/hr

TT 5.1.100 - Side, 165° 1/2 Ls



900kg - 100 km/hr

TT 6.3.110 - Side, 165° at the critical impact point



1500kg - 110 km/hr

(prEN 1317-7 additional requirement)

CRASH TEST



HAZARDS DUE TO UNTESTED END TERMINALS



A uniquely flexible solution
for all high speed roads.

OBEX P4

Steel Modular End Terminal

Patent Pending (UK No. 142108.6)

PERFORMANCES - P4 (ENV 1317-4 & prEN 1317-7)

Test code	Impact Speed	Vehicle Mass	Lateral Displacements Zone	Exit Box Classification	ASI
TT 1.3.110	110 km/hr	1500 kg	Da1 - Dd2	Z1	A
TT 2.1.100	100 km/hr	900 kg	Da1 - Dd1	Z2	B
TT 3.3.110	110 km/hr	1500 kg	S 0,5 - T 2,0 - U 0,5	Z1	A
TT 4.3.110	110 km/hr	1500 kg	Da1 - Dd1	Z1	A
TT 5.1.100	100 km/hr	900 kg	Da1 - Dd1	Z1	A
TT 6.3.110	110 km/hr	1500 kg	S 0,5 - T 0,5	Z1	A



Tested according to the current European norm ENV 1317-4 & prEN 1317-7.



Approved modifications allowing for use with 2 & 3 wave beams together with options for concrete foundations, sockets and surface mounting.



Suitable for **single** and **double** sided applications.



Simplicity of design allows for a cost effective and competent installation and repair.



No intrusion risk from modular components on impact.



Part of the OBEX Modular Terminal range covering **T50** (50 km/hr), **T80** (80 km/hr - P1/P2) & **T110** (110 km/hr - P4).



Commonality of components throughout the OBEX terminal family allows for **efficient and flexible stock control**.



The OBEX modular terminal range is covered with a **Patent Pending** application (UK No.1421308.6).



Obex Systems Ltd
The Distillers Building, New Church Street,
Smithfield, Dublin 7, D07 CXV8, Ireland

T: +353 (0)1 866 5151
E: info@obexsystems.com

